ARSENAL PARK – PHASE 1

Advisory Committee Meeting – Schematic Design Concept Review

Thursday April 1, 2021

PITTSBURGH PENNSYLVANIA

PASHEK MTR

WHAT WE WILL TALK ABOUT TONIGHT

Introduction – Dave Breingan (Lawrenceville United) & Lauren Byrne Connelly (Lawrenceville Corporation)
- Summary of work and engagement to date

Summary of Engage PGH Feedback – Andrea Ketzel (City of Pittsburgh, DPW)

Review Revised Master Plan – Pashek+MTR
- Submitted to SHPO for review

Overview of Design Process – Pashek+MTR

Review Schematic Design Site Plan and Perspectives – Pashek+MTR
- Discuss extents of Phase 1
- Play Area & Equipment review
- Discuss consultants engaged

BREAKOUT ROOMS

Next Steps & Wrap-up – Andrea Ketzel (City of Pittsburgh, DPW), Dave Breingan (Lawrenceville United) & Lauren Byrne Connelly (Lawrenceville Corporation)

TIMELINE / SCHEDULE

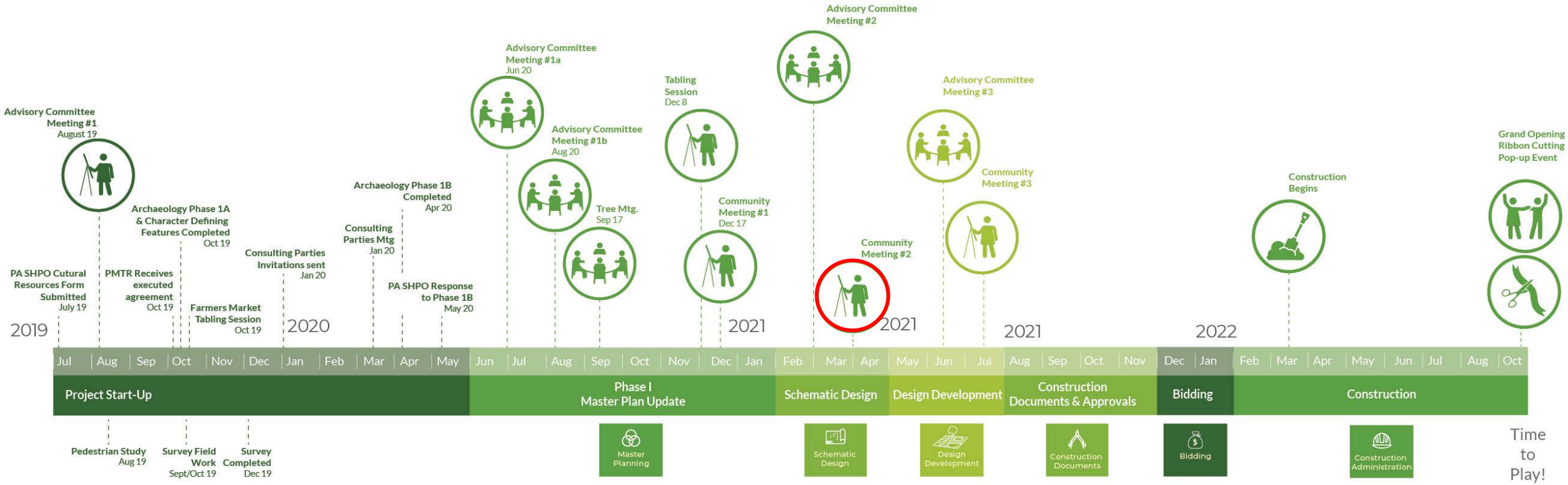

NORTH

Concept # 1

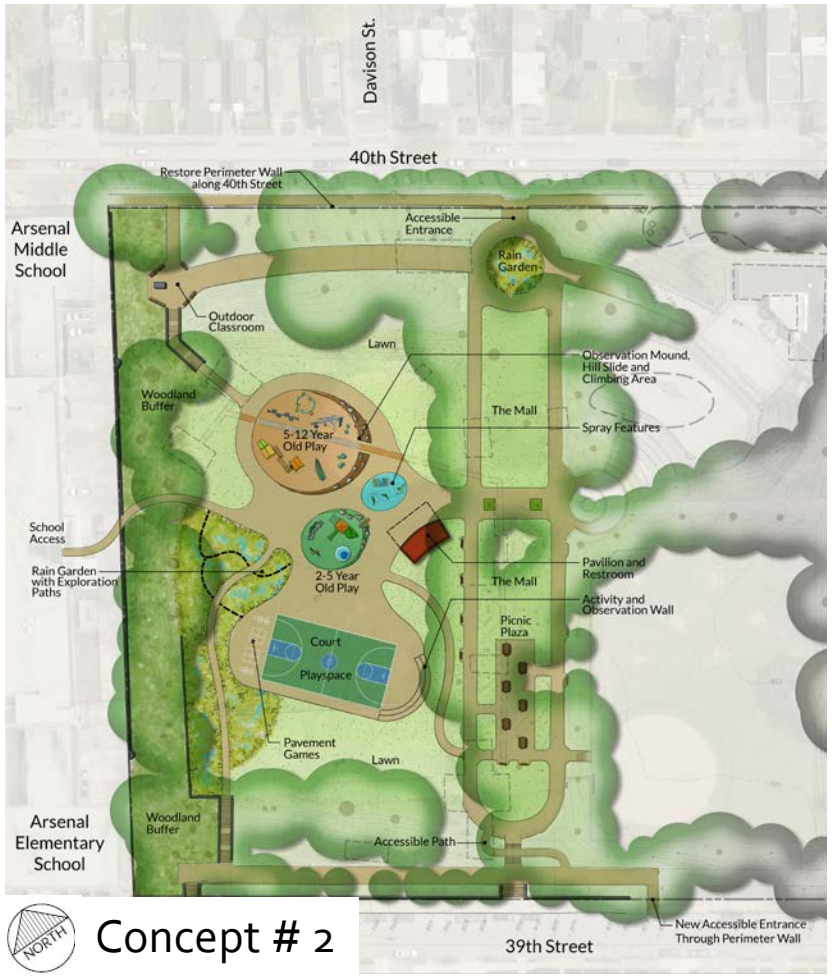

NORTH

Concept # 2

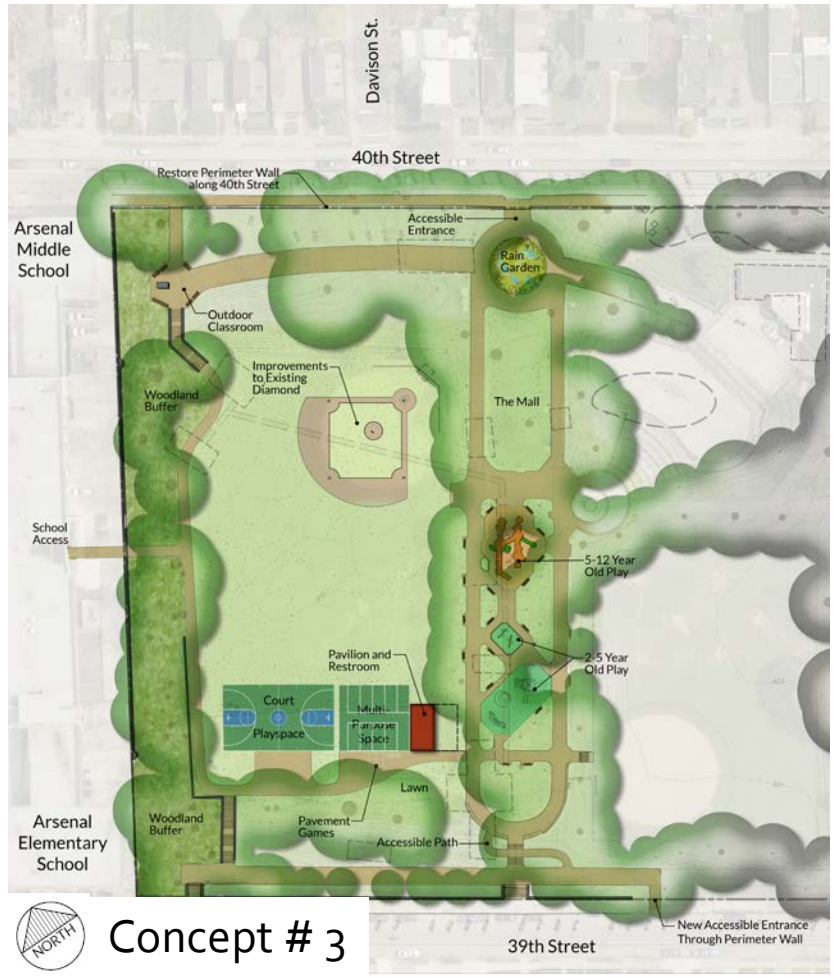

NORTH

Concept # 3

Concept #1	-	38.27%	-	75
Concept #2	-	28.06%	-	55
Concept #3	-	29.59%	-	58
Other	-	4.08%	-	8
Total	-	100%	-	196

ARSENAL PARK – PLAYSCAPE CHARACTER IMAGES – STYLE 1

PASHEK MTR

ARSENAL PARK – PLAYSCAPE CHARACTER IMAGES – STYLE 2

PASHEK MTR

ARSENAL PARK – PLAYSCAPE CHARACTER IMAGES – STYLE 3

PASHEK MTR

Playground Style #1	-	22.45%	-	44
Playground Style #2	-	35.71%	-	70
Playground Style #3	-	19.90%	-	39
I do not prefer any of the styles shown	-	21.94%	-	43
Total	-	100.00%	-	196

MASTER PLAN PROGRAM

PHASE 1

PARK ACCESS

- Provide more accessible routes into the Park
- Accessible entrance, selectively remove portions of the perimeter stone wall
- Provide Arsenal School connector
- Restore Perimeter wall along 40th street

THE MALL

- New paved surface
- Permeable paver areas
- Shade trees
- Native plantings
- Seating/benches
- Splash water feature
- Parks standard pole lights
- Raingardens

PLAYSCAPE

- Pavilion/Restroom
- 2-5 year area
- 5-12 year area
- Pedestrian bridge
- Perimeter track
- Rubberized play surface
- Raingardens

COURT PLAY SPACE

- Activity and observation wall
- Asphalt court surface
- Lighting
- Walking track surface
- Furnishings
- Raingardens

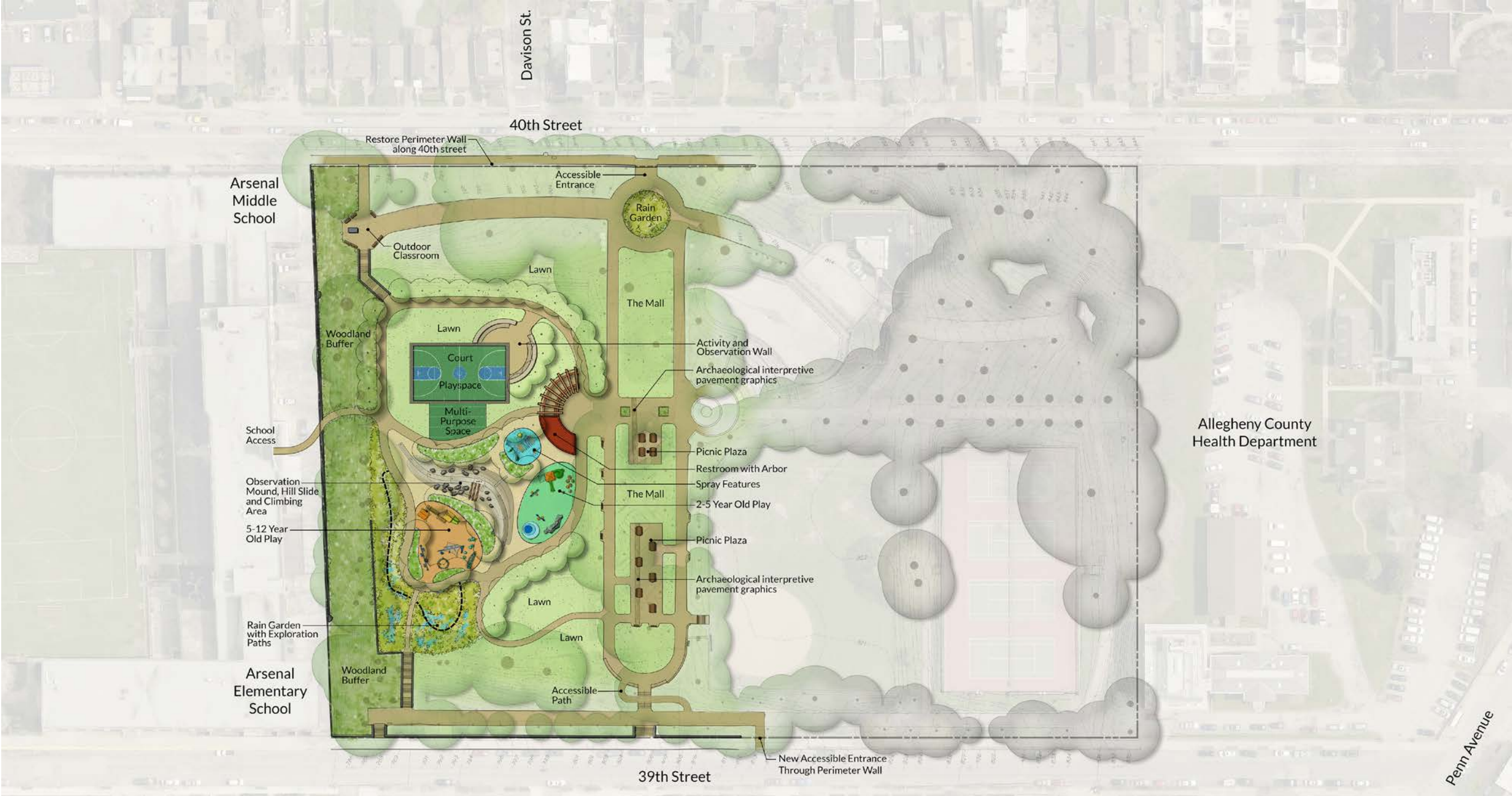

ARSENAL PARK – REVISED MASTER PLAN

PASHEK MTR

DESIGN PROCESS

PHASES OF DESIGN

There are typically six phases during the design process. We work with you through each of these phases. Depending on the size and complexity of the project these can be modified or compressed.

ARSENAL PARK – SCHEMATIC DESIGN SITE PLAN

PASHEK MTR

50% SCHEMATIC DESIGN
ARSENAL PARK - PHASE 1
254 40TH STREET, PITTSBURGH, PA 15201
PASHEK MTR Landscape Architecture Design + Planning
Consultants
Revisions
Date: Sym: Description:
PRELIMINARY NOT FOR CONSTRUCTION
Site Plan
Scale:
Date of Issue: 2020.02.26
Project Number: 19022
Partner/ Manager: XX
Drawn By: XXX
Sheet Number
SP2
SPRAY FEATURES
PLANT BED
BOULDER SCRAMBLE
NET CLIMBER
ENTRANCEMENT ROPES
MULTI-BAY BUCKET SWINGS WITH TODDLER SEAT
BUMPS
PENDULUM SWING
HAVY NOODLES
LARGE ROPE TOWER
CAROUSEL
JUNIOR SPICA
GARDEN
PLANT OR LAWN BED
BLACK LOCUST POSTS
BLACK LOCUST LOG SLABS

ARSENAL PARK – EMBANKMENT PLAY AREA PERSPECTIVE

PASHEK MTR

ARSENAL PARK – 2-5 YEAR PLAY AREA PERSPECTIVE

PASHEK MTR

ARSENAL PARK – 5-12 YEAR PLAY AREA PERSPECTIVE

PASHEK MTR

BREAKOUT ROOMS

- **Take the next 20 minutes or so to provide feedback on the site plan in smaller groups.**
  - Are there changes to the play areas/play equipment you would like us to consider?

- **Attendees have been assigned to one of four breakout rooms**
  - Each room has been assigned a facilitator and note-taker
  - Each room will need a volunteer to provide a brief summary of what was discussed

- **After about 20 minutes, all attendees will reconvene, and each volunteer will summarize the talking points discussed**

- **Design Team will discuss next steps & closing comments**

Arsenal Park

Playground Activity

1. Think about what you want ***your*** playground to look like!
2. Print out page #2 and cut out the play equipment symbols. Begin creating your own playground! Feel free to add your own drawings.
3. Have fun and be creative!!!

When you are done, ask an adult to take a picture of your design!
Upload the image(s) to the EngagePGH website:
https://engage.pittsburghpa.gov/arsenal
or
Email your image(s) to Andrea at andrea.ketzel@pittsburghpa.gov

What are some things to do in a Playground?

Collect rocks and sticks

Catch bugs

Climb

Swing

Hang right-side up!

Have a picnic

Hang upside down!

Meet new friends

Slide

Play a game of tag...you're it!

PASHEK MTR

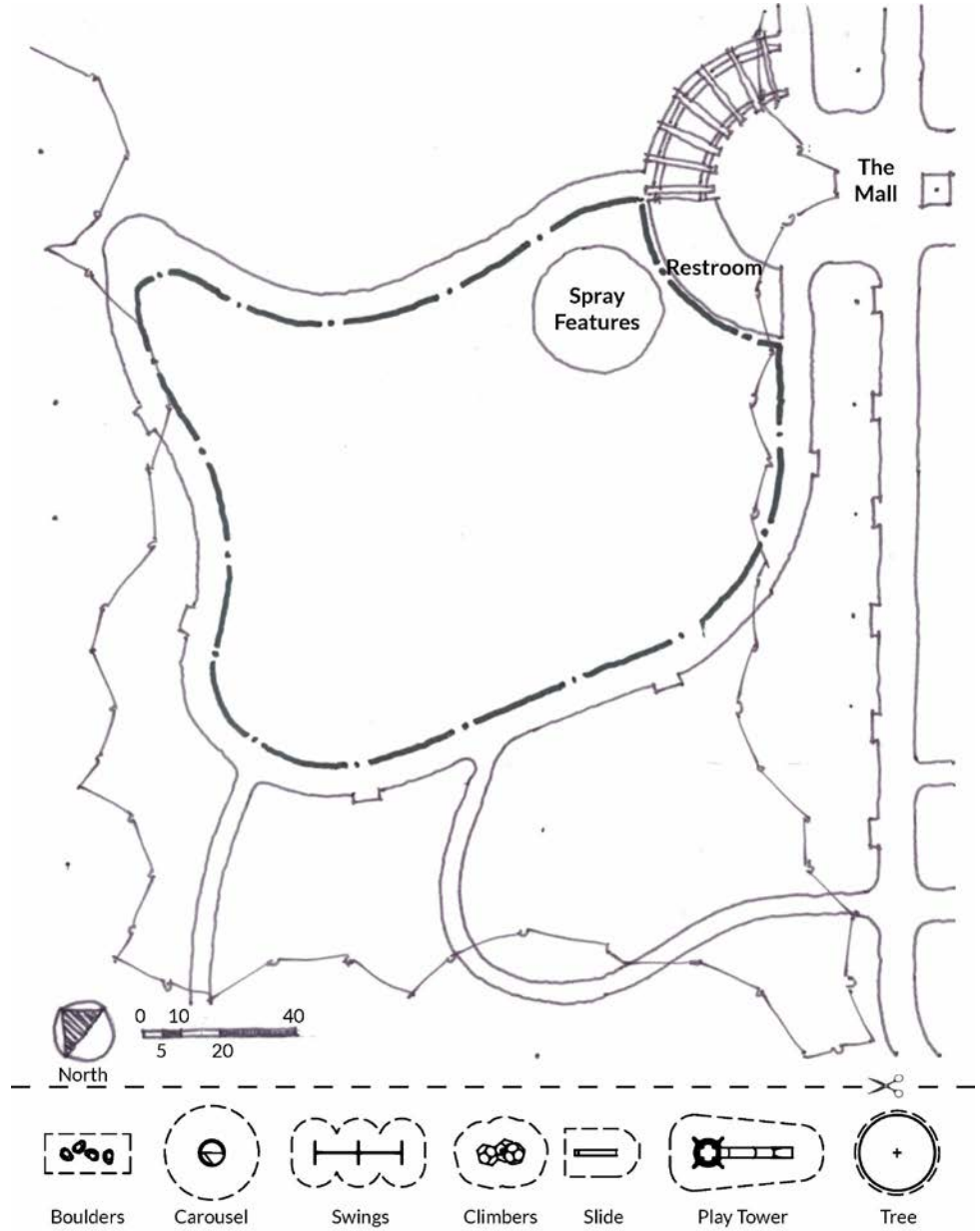

HTTPS://ENGAGE.PITTSBURGHPA.GOV/ARSENAL

NEXT STEPS & WRAP-UP

Playground Design Worksheet – Spring 2021 - HTTPS://ENGAGE.PITTSBURGHPA.GOV/ARSENAL

Community Meeting #3 – Summer 2021

Construction Begins – Spring 2022

Park Opens – Fall / Winter 2022

Thank You!!

HTTPS://ENGAGE.PITTSBURGHPA.GOV/ARSENAL